

EPA Ports Initiative Resources for Community-Port Collaboration

Harold Rickenbacker
EPA Ports Initiative

April 6, 2022



Funding

Helping Ports
Capitalize on
Funding for Clean
Technologies



Technical Resources

Providing Tools
to Help Identify
Smart Infrastructure
Investments



Collaboration

Promoting
Port Community
Collaboration
for Effective Planning



Coordination

Increasing
Efficiency in Federal
Government and
Port Operations



Communications

Creating a Knowledge Clearinghouse



Diesel emissions and near-port communities




Photo source: Susan Monteverde, AAPA presentation on 9/24/13 EPA Webinar: "A National Conversation on the State of US Ports"



Photo source: Angelo Logan, East Yards Communities for Environmental Justice presentation on 1/14/14 EPA webinar: "A National Conversation on the State of US Ports"

Promoting clean air best practices at ports



Through EPA tools and assistance in the five program areas, we aim to accelerate adoption of:

- **Cleaner technologies and other strategies**
- **Clean air planning practices** (emissions inventories, clean air plans, community engagement) that inform strategic clean air investments

Promoting community-port collaboration for effective planning



Collaboration



Port of Savannah Tour

- Tools and training:
 - Ports Primer for communities
 - Community Action Roadmap
 - EJ Primer for port operators, including Good Neighbor Roadmap
- Case studies on 4 pilot projects in Providence (R1), Savannah (R4), New Orleans (R6), Seattle (R10)
- Regional staff convening stakeholders, supporting use of above EPA resources at ports and railyards across the country.



Collaboration Training

www.epa.gov/community-port-collaboration



Toolkit: Ports Primer for Communities

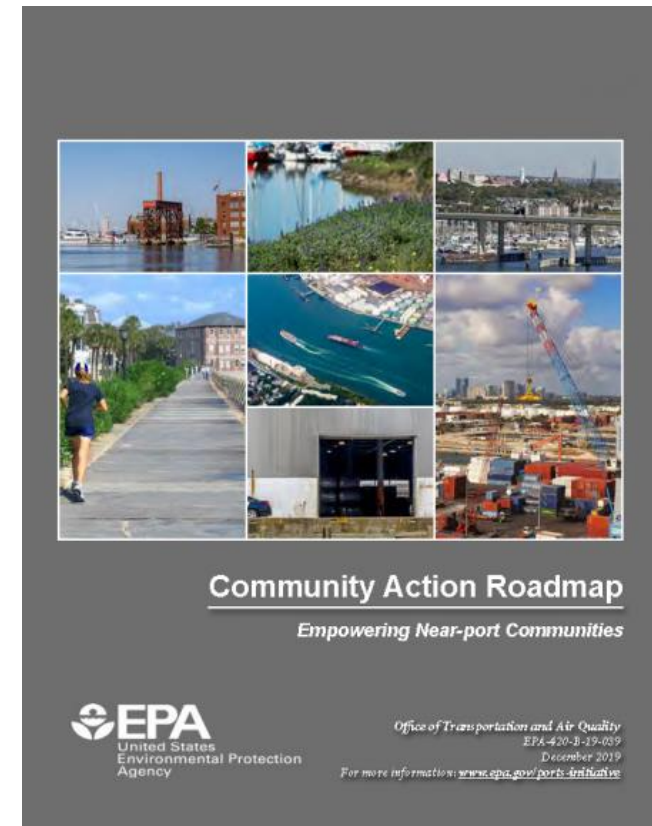
- Interactive reference document focused on seaports (content can apply to inland ports, airports and intermodal facilities)
- Topics include:
 - The Role of Ports
 - How Ports Work
 - Port-Community Relations
 - Ports impacts on land use and transportation
 - Ports impacts on the economy
 - Environmental Impacts of ports
- Ports Primer Training Module





Toolkit: Community Action Roadmap

- Step-by-step process for building community capacity to effectively engage in port decisions.
- Steps Are:
 - Prioritizing goals and concerns
 - Identifying levers for change
 - Building relationships
 - Developing an action plan
 - Making an action plan
 - Building momentum for change
- Training Module for Community Action Roadmap




Toolkit: Environmental Justice (EJ) Primer for Ports



Collaboration

- Informs port operators of the perspectives, priorities, and challenges often unique to communities with EJ concerns
- Step-by-step Good Neighbor Roadmap Process:
 - Assess your Community Engagement Approach
 - Build Relationships
 - Identify Community Concerns and Goals
 - Identify Levers for Change
 - Develop a Good Neighbor Strategic Plan
 - Measure and Sustain Progress
- Training Module: EJ Primer for Ports

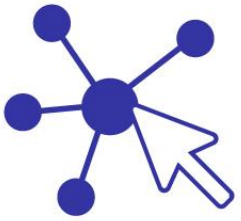


www.epa.gov/community-port-collaboration/community-port-collaboration-toolkit



REAL-WORLD
EXAMPLES

Case Studies: Community-Port Collaboration Pilot Projects



Communications

- Savannah, Seattle, New Orleans and Providence



Case Study: Savannah Pilot



Case Study: Seattle Pilot



Case Study: New Orleans Pilot



Case Study: Providence Pilot

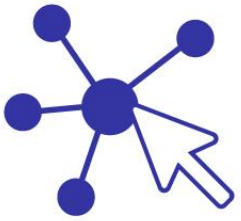


Photo by Ayla Fox for the Narragansett Bay Estuary Program

www.epa.gov/community-port-collaboration/community-port-collaboration-pilot-projects



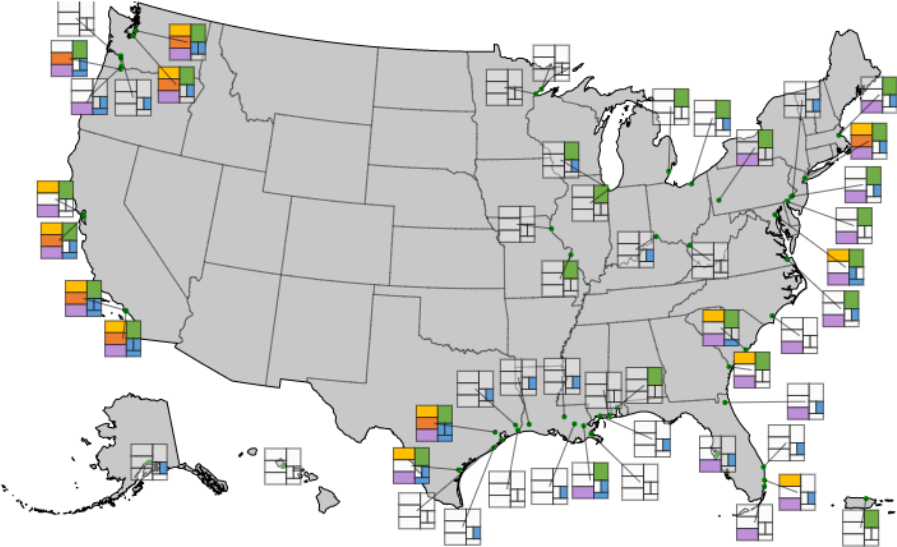
Interactive Map Highlighting Clean Air Practices at Ports



Clean Air Practices at Ports

This [EPA Ports Initiative](#) tool brings together real-world examples of emissions reduction activities as well as key practices highlighted in the [Best Port-Wide Planning Practices to Improve Air Quality](#) webpage. These data were gathered from a review of public websites and EPA's [Diesel Emissions Reduction Act \(DERA\) grant funding](#) for the ports featured in the Bureau of Transportation Statistics' Port Performance Freight Statistics: Annual Report to Congress from [2018](#) and [2019](#). To see examples of where each practice is in place, select a button below the map. To learn details about a specific port's practices, select a port on the map and then click on the "Go to Port Profile" button. Questions or comments? Contact us at talkaboutports@epa.gov.

AboutNational MapSummary Table



Go to Port Profile

Export Summary

Export Full Dataset

Clear Selections

Emissions Inventory

Emissions Reduction Target

Emissions Reduction Activity

DERA-Funded Project*

Community Engagement Policy

Forum for Public Comments

Point of Contact for Community

Community Engagement

www.epa.gov/ports-initiative/best-port-wide-planning-practices-improve-air-quality

Funding Opportunities to Support EJ Efforts



- EPA's Environmental Justice Grants
- EPA's Community AQ Monitoring Grants
- EPA's Diesel Emissions Reduction Act (DERA) Grants
 - Priority for port and other goods movement projects.
 - Extra points for inventories, clean air plans, **community engagement**.
- New EJ criteria in DOT funding programs
- Searchable table of local, state, federal, and other funding opportunities on our website:
www.epa.gov/ports-initiative/funding-opportunities-ports-and-near-port-communities

Keep in touch

Harold J. Rickenbacker, PhD
EPA Ports Initiative
Transportation and Climate Division
Office of Transportation and Air Quality
U.S. Environmental Protection Agency
Tel: (202) 565-0068
Rickenbacker.Harold@epa.gov

Army Corps “Principal Ports” and EPA Regions

